

)

(

		2018 1 1 2018 6 30



2017

	5,613,003,955.89	4,310,590,753.64	30.21%
	618,414,793.65	493,718,902.54	25.26%
	528,442,767.37	470,447,251.70	

	-2,227,310.30	
	114,294,841.12	
	1,075,284.91	
	23,081,688.02	
	89,101.43	
	89,972,026.28	--

1 —

1 —

1 —

“ ”

1

	2017
	881,863,218
	10 6.999907

2

2018

	5,613,003,955.89	100%	4,310,590,753.64	100%	30.21%
	4,647,730,956.03	82.80%	3,381,806,085.13	78.45%	37.43%
	687,606,349.92	12.25%	658,780,451.02	15.28%	4.38%
	253,076,642.36	4.51%	232,506,205.30	5.39%	8.85%
	24,590,007.58	0.44%	37,498,012.19	0.87%	-34.42%
	2,936,652,540.37	52.32%	2,186,498,229.69	50.72%	34.31%
	1,711,078,415.66	30.48%	1,195,307,855.44	27.73%	43.15%
	687,606,349.92	12.25%	658,780,451.02	15.28%	4.38%



2018

	253,076,642.36	212,533,883.51	16.02%	8.85%	12.69%	-2.86%
	5,550,355,671.86	3,499,206,132.68	36.96%	29.54%	37.19%	-3.51%
	62,648,284.03	41,778,752.35	33.31%	141.34%	134.88%	1.83%

1

30%

2018

30.21%

37.86%

	109,777,826.11	15.51%		
	2,360,804.80	0.33%		
	3,002,088.69	0.42%		
	114,294,841.12	16.14%		

1




		5,172,756,062.		4,281,922,598.	32.15%		
--	--	----------------	--	----------------	--------	--	--

	52		71		
	1,804,717,452.	11.39%	1,508,681,179.	11.33%	0.06%
	44		94		

			50,000,000.00	100.00%						1,658,258.91	1,658,258.91			
	--	--	50,000,000.00	--	--	--	--	--	--	1,658,258.91	5			





1



--	--	--	--	--	--	--

--	--	--	--	--	--	--	--

2014 08
18

			1			
			2	2016 11 01		
			3			

1	2012	10	10						
						1800			
				34352		5.24%			
1684		93.556%	116			6.444%			
		287				7.03	/		
2								2013	7 5
						1800			
	34352	5.24%		1730.2		96.12%		69.8	
		3.878%						287	
344				7.03	/				
3	2013	7	22	2013					
4	2013	8	19						
						344		311	
				1800		1730.2		69.8	
1701.4		1631.6		69.8		2012			
				7.03	/	6.83	/		

2013

2013

26

6.83 /

26

6%

345.28

26

8 2015 7 14

17

31.7

2013

31.7

2015 8

10

2013

2014

5

18.2

2015 8 5

,

	2014	2015	2016	2017
357.6468	130.5663	184.7024	38.8819	3.4962

9 2015 8 20

2014

12 2016 8 18

276 677.35
2013 677.35
2016 8 2013
2015
58
103.45 2016 11 7

	2013	2014	2015	
--	------	------	------	--

6 1

		2013		
	18.9		2017 8 4	
			19.9	
17	2017 8 18			
				263
666.8667				
1	2016 6 30			
			6,504.40	
		83,069.34	7.83%	5,854
90.00%	650.40		10.00%	
1,112			8.24	

10 1.500000

10%

QFII

RQFII

2017 6 1

2016

2017 6 1

8.24 /

8.09 /

6 2017 6 13

2016


780.45 2017 -2021

	2017	2018	2019	2020	2021
780.45	232.22	358.59	133.78	46.35	9.51

1

						377.92	0.07%	1,340			377.92	2018 04 24	

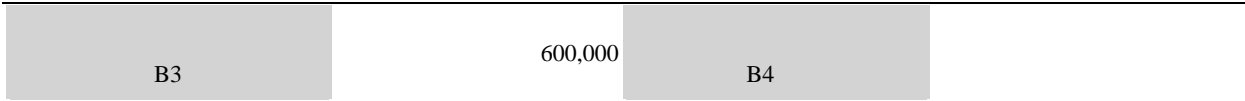
267.02 0.08% 1,260 267.02 2018
04 24



2

	2013 04 13	1,500	2017 07 10	277.75				
	2016 04 23	3,000	2017 12 29	2,641.41				
	2015							





					<200mg/m ³	25 /	/	
					<10mg/m ³	2	1.35	
					DB37/23	/		
					74-2013			

" " 25t/h

95-98%

SCR

80%

95%

2 10t/h

2 15t/h

2017 8

1*25t/h+2*10t/h

2017 1

22

2017 365

1*25t/h

2017 9

2017 10 19

ZWR2017-018

,

2

--	--	--	--	--

	5%		
		2018-010	2018 1 25
		2018-011	2018 2 5
		2018-017	2018 2 12
		2018-018	2018 2 1
	5%	2018-019	2018 2
		2018-021	2018 2

2018-027 2018

	2018-056	2018 4 24	
	2018-065	2018 5 11	
	2018-075	2018 5 26	
	2018-078	2018 6 12	

1

" "

" "

2

	195,385,728	0	136,768,189	332,153,917		-
	40,093,326	0	28,064,954	68,158,280		-

		1.87%	28,001,563	28001563	0	28,001,563		
		1.62%	24,347,476	9111547	0	24,347,476		
		1.45%	21,707,351	8938251	0	21,707,351		
		1.27%	19,046,215	7593797	14,601,751	4,444,464		

1.09% 16,303,230 -4733183 0 16,303,230


		15,404,871	15,404,871
10			
10			
10			
10			
4			

10

10

10

10





	" "
	183,948.89
	" "

	100.00%	100.00%	0.00%
	100.00%	100.00%	0.00%

30%

1

2018 06 30

	2,429,037,131.00	2,423,169,504.29
	343,521,062.21	376,784,033.09

2018

309,524,694.28	302,777,595.38
11,200,191,067.98	9,330,631,586.41



	1,360,569,378.89	901,040,263.12
	597,131,784.10	598,381,583.47
	37,203,789.70	52,653,278.92
	253,781,504.73	305,915,610.43
	7,728,552.24	2,879,846.27
	39,800.00	39,800.00
	1,422,105,883.68	1,502,288,199.95
	6,859,004,051.39	4,893,024,627.85
	1,468,038,169.62	1,430,294,504.46
	2,763,039.46	2,763,039.46
	97,798,619.11	96,153,474.24
	1,568,599,828.19	1,529,211,018.16
	8,427,603,879.58	6,422,235,646.01
	1,499,161,856.00	881,851,515.00
	415,175,609.47	415,290,965.56

2018

90.30	1,966,261,192.73
30.00	517,902,930.00
87.53	-2,866,804.64
83.62	110,748,883.62



2018

	205,500,000.00	205,500,000.00
	2,836,974,598.38	

	6,511,910,294.70	4,024,763,592.36
	1,468,038,169.62	1,430,294,504.46
	1,343,000.14	2,686,000.12
	1,469,381,169.76	1,432,980,504.58
	7,981,291,464.46	5,457,744,096.94
	1,499,161,856.00	881,851,515.00
	415,175,609.47	415,290,965.56
	1,431,069,060.53	2,011,704,566.86
	517,902,930.00	517,902,930.00
	110,748,883.62	110,748,883.62
	13,390,104.88	333,377,919.76
	2,951,642,584.50	3,235,070,920.80
	10,932,934,048.96	8,692,815,017.74

3

--	--	--

	5,613,003,955.89	4,310,590,753.64
	5,613,003,955.89	4,310,590,753.64
	5,018,677,379.38	3,779,802,254.55
	3,540,984,885.03	2,568,481,655.42
	59,058,692.37	39,374,448.56

“ ”	617,260,448.53	491,592,620.20
“ ”		
	618,414,793.65	493,718,902.54
	-1,154,345.12	-2,126,282.34
	6,119,327.71	4,103,751.57
	5,282,892.17	4,103,751.57
1.		
2.		
	5,282,892.17	4,103,751.57
1.		
2.		
3.		
4.		
5.	5,282,892.17	4,103,751.57
6.		
	836,435.54	
	623,379,776.24	495,696,371.77
	623,697,685.82	497,822,654.11
	-317,909.58	-2,126,282.34
	0.41	0.33

	0.41	0.33
	0.00	0.00

4

	2,598,082,065.32	2,686,444,232.02
	2,162,785,264.03	2,079,224,026.93
	17,869,449.08	11,499,119.00
	273,958,509.59	216,864,137.89
	210,802,187.91	

1.		
2.		
1.		

	27,355,611.39	
	97,500,799.50	89,665,316.17
	5,679,501,485.37	

2018

	421,673.98
667,931,657.41	593,765,435.38
-652,563,036.61	-415,521,445.29

--	--

	1,936,141,016.59	2,875,491,991.47
	278,917,587.62	285,881,350.66
	220,042,360.08	72,292,343.53
	1,147,265,323.77	890,635,490.58
	3,582,366,288.06	4,124,301,176.24
	-1,024,546,510.82	-973,745,597.25
	46,790.00	690,979.03
	4,473,159.54	2,485,935.08
	4,519,949.54	3,176,914.11
	12,858,861.44	17,253,480.11
	50,000,000.00	192,000,000.00
	62,858,861.44	209,253,480.11
	-58,338,911.90	-206,076,566.00
	1,508,205,748.88	1,448,342,058.26
		4,346,331.28
	1,508,205,748.88	

	881,851, 515.00			415,290 ,965.56	2,011,704 ,566.86	517,902,9 30.00			110,748,8 83.62	333,377 ,919.76	3,235,070 ,920.80
“ ”	617,310, 341.00			-115,35 6.09	-580,635, 506.33					-319,98 7,814.8 8	-283,428, 336.30
										-188,26 3,543.8 8	-188,263, 543.88
	14,290.0 0			-115,35 6.09	36,660,54 4.67						



2018

2

		415,175	1,431,069	517,902,9			110,748,8	13,390,	2,951,642
		,609.47	,060.53	30.00			83.62	104.88	,584.50

848.00



2018

2008			2008 12 31	5,276	
	10	5	2,638		7,914

2009			2009 12 31	7,914	
	10	10	7,914		15,828

2010					[2010]1816
------	--	--	--	--	------------

□ 12 31_{5,276}

12 31 2010 1816

6

1

7

8

1

2

“ ”

“ ”

“ ”

9

1

2

11

3

5

6

-

-

12

50%

50%

12

12

12

12

10

1

2

16

4

3

4

23

1

C

A

D

B

C A B D

2

24

1

1

2

25

/

1

2

1

2

26

1

1

2

2

1

28

1

2

2017 9 5

2012 12

2018 15%

[2011]58

2018 15%

2017 8 10

GR201711000530

15%

2017 2019

2016 11 24

GR201631001623

15%

2016 2018

2016

12 9

GR201644006739

2016 2018

15%

2017 12 1

GR201743001583

15%

2017 2019

2

[2015]16

“

VolatileOrganicCompounds,VOC

420 /

”

1

--	--	--



2018

		1,293,505.40	4,247,564.82
		2,304,055,038.46	2,289,159,279.79
		123,688,587.14	129,762,659.68
		2,429,037,131.00	2,423,169,504.29
		217,316,326.43	319,634,554.41
2018 6 30			29,525,403.40
70,351,620.14	17,582,355.26	6,229,208.34	123,688,587.14

2

1

	96,980,808.90	99,248,155.13
	246,540,253.31	277,535,877.96
	343,521,062.21	376,784,033.09

2



2018

	0.00
	0.00

3

1

2

81,593,920.16

0.00

--	--	--

3



2

241,182,405.88

48.87%

5

1

	3,645.37	3,645.37
	3,645.37	3,645.37

6

1

1	631,699,181.55	31,579,715.27	5.00%
1 2	32,891,673.46	3,289,167.35	10.00%
2 3	16,890,138.37	5,067,041.51	30.00%
3 4	9,784,193.20	4,892,096.60	50.00%
4 5	3,290,644.98	2,632,515.98	80.00%
5	12,051,824.59	12,051,824.59	100.00%
	706,607,656.15	59,512,361.30	8.42%

ñ

	10,079,939.04	19,440,391.76		17,024,103.14		12,496,227.66
--	---------------	---------------	--	---------------	--	---------------

3

4

	9,296,299,763.62
	1,737,417,990.54
	8,843,524.78

2018



2018

1.	1,169,928,658.92	1,141,966,246.50	36,273,915.37	143,991,846.91	2,492,160,667.70

4/P <</MCID 94 BDC 455.52 1226.08 1.141646730EMC 45620.4593796346.48*EMC 855.25.5808 79.24 9953.69845BT0 g385.98BDC 456.66 1236.08 76.

1.	1,127,904,795.63	976,270,110.72	16,937,034.71	75,415,465.85	2,196,527,406.91
2.	991,795,343.65	828,699,987.78	15,137,843.68	75,471,982.10	1,911,105,157.21

2

	463,000.00		463,000.00	380,000.00		380,000.00
	133,304.79		133,304.79			
	121,709.40		121,709.40	121,709.40		121,709.40
	810,489,219.45		810,489,219.45	810,396,810.48		810,396,810.48

2

--	--	--	--	--	--

	446,000,000.00	1,338,621.99	34,252,675.67			35,591,297.66	7.98%	10				
	311,068,000.00	86,915,351.51	35,137,571.25	86,763,627.16		35,289,295.60	39.24%	45	5,511,745.49	3,834,917.02	5.60%	

50,000,000.00 7,714,626.67 12,574,588.44 20,289,215.11 40.58%

2040	00.00	96	9.91			9.87						
3												

30,000,0	7,313,65	1,564,78	1,947,80	6,930,62	83.85%	90
00.00	2.13	2.45	5.78	8.80		

1.

682,653,289.00

1,888,846.84

	10,730,262.29	4,323,189.22	2,244,437.48		12,809,014.03

4

2018		1,639,910.48	
2019	3,489,653.36	4,634,299.00	
2020	2,898,703.98	15,205,981.34	
2021	15,205,981.34	45,880,249.40	
2022	43,885,356.23	53,894,065.58	
2023	49,865,362.06		
	115,345,056.97	121,254,505.80	--

16

	236,571,217.57	140,976,745.57
	227,353,848.00	63,185,958.00
	463,925,065.57	204,162,703.57

17

1

	2,359,288,000.00	981,534,514.29
	20,000,000.00	29,800,000.00
	92,925,799.71	258,727,975.72
	82,414,214.29	56,589,074.53
	2,554,628,014.00	1,326,651,564.54

A

	30,000	30,000	2018 6 30	2018 6 30
B	30,000		89,000	2018 6 30
C	38,000			
D	30,000	275	454,000.00	2018 6
E	25,000	2018 6 30		21,700
F	25,000	2018 6 30		5,000
G	108,000	2018 6 30		11,500
H	40,000	2018 6 30		30,000
I				23,000
	2018 6 30	5,500		
				6,000

M		4,600	2018 6 30	
	3,000			
N		3,000	2018 6 30	
	2,980			
O	6,000	2018 6 30		5,000
P		7,000	2018 6 30	
	6,000			
Q		24,000	2018 6 30	
	15,000			
R		4,000	2018 6 30	3,000
S		7,000	2018 6 30	
	4,000			
T		5,000	2018 6 30	
	3,000			
U			5,000	2018 6 30
	1,000			
V		14,000	2018 6 30	
	11,803.40			
A		20,000		
		2018 6 30		92,925,799.71
	92,925,799.71			

A

82,414,214.29

2018 6 30

2000

2

0.00

--	--	--	--	--

18

	625,815,344.05	203,174,481.15
	625,815,344.05	203,174,481.15

0.00

19

1

	1,037,174,261.51	648,529,228.09
	163,392,976.48	141,639,784.07
	94,231,496.05	48,816,419.67

1	46,479,274.49	585,790,126.83	601,527,103.16	30,742,298.16
2		19,810,150.86	19,810,150.86	0.00

23

	2,759,855.25	
	3,512,014.99	1,423,164.27
	1,456,682.00	1,456,682.00
	7,728,552.24	2,879,846.27

24

	39,800.00	39,800.00
	39,800.00	39,800.00

1

25

1

		519,353,718.30



2018

10	6.999907		2018	6	20			“	”
	38.48	/	22.55	/		2018	6	20	

27



	3,500,000.00	0.00	0.00				3,500,000.00	

3	2014	12			2014		
	1,000,000.00						
4				2015	4		
		16,740,000.00				2.4	
5	2015	5					2014
	300,000.00						
6	2015	6	2015	9	2016	5	
	12,600,000.00						
7	2015	11					3,930,000.00
8	2016	9	2016	10			1,284,000.00
9	2016	11					500,000.00
10						2017	4
						23,020,000.00	
11						XPS	HCFCs
	12,381,847.09						
12		2017	9			1,500,000.00	
13	2017	11					
3,860,000.00							
14	2017	12				3,500,000.00	
15	2018	1					5,400,000

29

		+ -					
	881,851,515.00			617,296,051.00	14,290.00	617,310,341.00	1,499,161,856.00

1	2017	881,863,218
---	------	-------------

	10	6.999907	617,296,051
2	2018		

32

	517,902,930.00			517,902,930.00
	517,902,930.00			517,902,930.00

33

	131,724,271.00	131,378,954.33
	4,348,025,774.72	3,861,335,252.07

- 1) 0.00
- 2) 0.00
- 3) 0.00
- 4) 0.00
- 5) 0.00

36

	5,588,413,948.31	3,517,648,012.33	4,273,092,741.45	2,533,694,749.51
	24,590,007.58	23,336,872.70	37,498,012.19	34,786,905.91
	5,613,003,955.89	3,540,984,885.03	4,310,590,753.64	2,568,481,655.42

37

	21,555,826.01	14,442,638.19
	18,664,748.67	11,751,115.28
	4,669,581.21	3,430,335.63
	9,139,400.13	5,869,324.24
	34,176.62	96,124.46
	4,681,215.01	3,465,361.85
	313,744.72	319,548.91
	59,058,692.37	39,374,448.56

38

	194,502,610.34	154,051,947.82
	60,722,929.88	43,309,873.39
	27,548,711.74	23,741,637.32
	53,825,208.56	33,535,390.77
	20,636,824.06	21,595,598.13
	19,981,046.64	12,899,110.27
	8,645,203.97	7,594,260.55
	13,730,895.08	4,727,905.18
	40,068,035.09	40,929,725.44
	704,416,884.43	

	18,108,166.79	12,142,567.22
	10,322,356.66	1,013,554.46
	998,370.11	609,388.39
	63,052,866.43	30,943,279.00

41

	107,361,537.49	62,175,342.59
	2,416,288.62	-17,536,323.92
	109,777,826.11	44,639,018.67

42

	39,148,814.32	
	24,368,737.80	
(17,858,275.00	
(9,497,336.39	
	6,370,000.00	
	2,970,000.00	



	31,600.00	
	30,600.00	
	30,300.00	
2018 6 -	30,000.00	
2018 6 -	29,775.00	
	16,000.00	
	10,000.00	

	222,000.00	25,000.00	222,000.00

46

33

47

1

	15,001,772.92	11,196,036.32
	80,238,629.88	48,661,559.19
		29,243,106.46
	2,260,396.70	564,614.20
	97,500,799.50	89,665,316.17

2

	564,490,997.19	441,580,950.97
	519,938,289.78	9,817,635.77
	3,967,234.20	22,095,893.50
	222,000.00	79,500.00
	912,418.06	371,409.72
	1,089,530,939.23	473,945,389.96

3

	9,400,472.02	4,031,971.03
	4,378,510.52	
	13,778,982.54	4,031,971.03

4

	19,354,364.46	17,098,184.78
	19,354,364.46	17,098,184.78

5

		11,688,222.25
	18,108,166.79	7,935,801.16

50

1


	--	--	
	29,765,801.27	6.6166	196,948,400.67



2018

				100.00%		
				100.00%		
				100.00%		

				100.00%		
				100.00%		
				100.00%		
				100.00%		
				100.00%		
				100.00%		



	41,605.05	31,987.38	24,098.90	27,060.81
	5%	450.60	5%	136.78
	-5%	-450.60	-5%	-136.78
	4%	0.79		
	-4%	-0.79		
	4%	-370.36	3%	-711.41
	-4%	370.36	-3%	711.41
	4%	13.72	4%	61.34
	-4%	-13.72	-4%	-61.34
	3%	7.63	7%	3.55
	-3%	-7.63	-7%	-3.55
	4%	2.58		
	-4%	-2.58		

			2018 6 30
462,278.61	2017 12 31		627,887.17

146,803.82	-	-	146,803.82 -
676,509.66	60,644.57	6,738.29	743,892.52
242,316.95			242,316.95
37,678.40			37,678.40
465,660.20	3,135.35	2,578.98	471,374.53
15,366.85	1,023.54	1,398.23	17,788.62
30,277.76			30,277.76
791,300.16	4,158.89	3,977.21	799,436.26
132,665.16			132,665.16
20,317.45			20,317.45
90,104.03			90,104.03
287.98			287.98
3.98			3.98
146,552.20	3,098.54	578.08	150,228.82
143,029.45			143,029.45
532,960.25	3,098.54	578.08	536,636.87

2

2018 6 30

53.17% 2017 12 31 48.23%

1

2

3

4



	50,000,000.00	2017 05 17	2018 05 17	
	50,000,000.00	2017 06 28	2018 06 28	
	15,000,000.00	2017 07 10	2018 07 10	
	30,000,000.00	2017 12 29	2018 12 28	
	30,000,000.00	2017 08 29	2018 08 29	
	60,000,000.00	2017 08 28	2018 08 28	
	240,000,000.00	2016 01 20	2018 01 20	
	50,000,000.00	2018 01 01	2020 01 01	
	30,000,000.00	2017 07 26	2018 07 26	
	50,000,000.00	2017 04 28	2019 04 28	
	30,000,000.00	2017 07 30	2019 07 30	
	50,000,000.00	2017 03 21	2018 03 21	
	46,000,000.00	2017 07 06	2018 10 06	

3

	6,350,714.00	5,452,900.00

5

1		2013		
		A	1,800	1,730.20
	69.80			
	1,631.60			
2	2013	A	69.80	
3	2013		47.6917	1.00
4	2013		18.20	1.00
5	2013		177.7833	1.00
6	2013		12.20	1.00
7	2013		103.45	1.00
8	2013		38.9333	1.00
9	2013		11.00	1.00
1	2016		6,312.60	
5,314.9909	997.6091			
	1.00			
2	2016		119.00	1.00

2018

2018

4,630,096,316.84	1,885,262,738.06	-902,355,099.01	5,613,003,955.89
3,727,741,217.83	1,885,262,738.06		5,613,003,955.89
902,355,099.01			

2

2018 6 30

	371,693,980	6,322,514,600
	37,229,794	633,278,796
	167,397	2,847,423

1

1

	3,286,874,779.71	99.99%	158,958,360.05	4.84%	3,127,916,419.66	1,963,062,024.27	99.98%	103,069,774.24	5.25%	1,859,992,250.03
	340,448.75	0.01%	340,448.75	100.00%	0.00	340,448.75	0.02%	340,448.75	100.00%	0.00
	3,287,215,228.46	100.00%	159,298,808.80	4.85%	3,127,916,419.66	1,963,402,473.02				

2

55,888,585.81

0.00

--	--	--

3

682,032,611.10

20.75%

34,101,630.56

2

1

	3,117,364,796.72	100.00%	30,930,869.60	8.34%	3,086,433,927.12	2,142,669,636.52	99.95%	12,283,984.90	0.57%	2,130,385,651.62
						1,130,330.80	0.05%	1,130,330.80	100.00%	0.00
	3,117,364,796.72	100.00%	30,930,869.60	8.34%	3,086,433,927.12	2,143,799,967.32	100.00%	13,414,315.70	0.63%	2,130,385,651.62

1	339,310,199.44	16,965,509.97	5.00%
---	----------------	---------------	-------



2018

		290,215,389.47	1	9.30%	0.00
		279,248,724.59	1	8.96%	0.00
	--	1,704,685,631.43	--	54.68%	0.00

1

	-2,227,310.30	

2018